



© 2003 Nintendo

Ganon's Tower

THE FINAL BATTLE




ASCEND THE TOWER

Run past the Fire Keese swarming around the first set of stairs and enter the first room of the tower. You will get locked in with two Dinolfos. There are three rooms on the way up Ganondorf's Tower where you will get locked in and have to defeat all of the enemies to continue on. In the second room you will battle two Stalfos. When they are eliminated, the fire surrounding the intricate treasure chest will extinguish, allowing you to collect the Boss Key. Two Iron Knuckles wait silently in the third room up the stairs. Waken and battle the Iron Knuckles one at a time. When they are defeated, enter the unlocked door and ascend the next set of stairs. Use the Boss Key to enter the final chamber of Ganondorf's Tower.



THE THREE PIECES

You will see a tall structure in the middle of the room and groups of breakable pots. Ignore this room for now and find the door leading to the final set of stairs. Ganondorf will be waiting in the room at the top of the stairs. His back will be turned to you as he plays the organ, but now that the three pieces of the Triforce are in the same place, Ganondorf knows of your arrival. He now has the opportunity to unite the Triforce and rule Hyrule, but he must defeat you first. Before the battle begins, Navi warns you that because of the waves of darkness emanating from Ganondorf, she cannot help you as much as she would like. As Ganondorf rises into the air, the battle between good and evil begins.



GOOD VERSUS EVIL

Your battle with Ganondorf has some similarities with your encounter with Phantom Ganon in the Forest Temple. When he fires balls of magic in your direction, use the Master Sword to deflect them back at him. Keep doing this until you score a hit with one of the deflections. In this brief moment, shoot a Light Arrow to stun him. This will give you a chance to attack him with the Master Sword before he recovers and slams the ground. Each time Ganondorf slams the ground, more of the floor will collapse, leaving only the middle structure left to stand on. If you fall to the floor below, climb the middle structure and quickly target a corner with your Longshot. When you start to run low on supplies, check the breakable pots below. As Ganondorf gets weaker he will start to build up multiple shots. While he is doing this, you have an opportunity to stun him with a Light Arrow.



When Ganondorf gets hit by his own projectiles, you will have a split second to aim and shoot a Light Arrow at him. As he falls to the ground stunned, Navi will briefly be able to help you target him.




Target Ganondorf with the Longshot and pull yourself next to him. Strike with your Master Sword, then quickly target the stained glass in one of the corners of the room. You will be able to latch onto the stained glass and pull yourself to safety.



Repeat the process of deflecting, shooting a Light Arrow, targeting him with the Longshot, striking with the Master Sword, and escaping to a corner until he is defeated.


BEAT BY A KID

Ganondorf is shocked that you have defeated him. As he struggles with his last breaths, the tower begins to shake. By the time Ganondorf falls to the ground, the entire top portion of the tower is gone and Princess Zelda has been released. But Ganondorf's Tower has one last surprise for you. Ganondorf's last breath has weakened the structure, and it is beginning to collapse.



DESCEND THE TOWER

Follow Princess Zelda down the path, being careful not to fall off of the edges. Stay close to her as you both reach the locked doors. She will use her magic to open them. You have three minutes to reach the bottom of Ganondorf's Tower before it fully collapses. In one of the rooms on the way down, Princess Zelda will become trapped in a ring of fire, and two Stalfos will attack. Defeat them as quickly as possible to release her. Just before the last hallway you run into a ReDead. A few swipes with your sword should take care of it, then it's a quick sprint to safety... or so you think.



GANON'S LAST STAND



From the remains of Ganon's Castle, Ganondorf will rise up for one more battle, this time as the beast Ganon. A ring of fire will form around the both of you, and Ganon will knock your Master Sword just out of reach, on the other side of the fire.




This time Navi will be able to help you locate Ganon's weak spots, but without the Master Sword you will have to find another way hurt Ganon. Use back flips to dodge his swings, then L-Target Ganon's head and shoot him with a Light Arrow.



While he's stunned, smash the tip of his tail with the Megaton Hammer. Keep doing this until you have a chance to grab the Master Sword. Use the same technique with the Master Sword and eventually Zelda will use her magic powers to hold Ganon while you deliver the final blow.

INTO THE VOID

The final blow will give the Six Sages the opportunity to send Ganondorf into the void of the Evil Realm. They gather their powers together to open the void long enough to seal Ganondorf inside. Unfortunately, he still possesses the Triforce of Power.



RETURN THE MASTER SWORD

Princess Zelda thanks you for saving Hyrule from the Evil Ganondorf. Now the Master Sword must be returned to the Temple of Time, and the Door of Time sealed. She takes the Ocarina of Time and uses it to return you to your original time, seven years ago.



The End

BROUGHT TO YOU BY:



FOR SUBSCRIPTION INFORMATION, VISIT:
http://www.nintendo.com/news/news_power_promo.jsp

